

January 5, 2014

Lesson 13: John Baptizes



John 1:35-51

The next day John again was standing with two of his disciples, and as he watched Jesus walk by, he exclaimed, 'Look, here is the Lamb of God!' The two disciples heard him say this, and they followed Jesus. When Jesus turned and saw them following, he said to them, 'What are you looking for?' They said to him, 'Rabbi' (which translated means Teacher), 'where are you staying?' He said to them, 'Come and see.' They came and saw where he was staying, and they remained with him that day. It was about four o'clock in the afternoon. One of the two who heard John speak and followed him was Andrew, Simon Peter's brother. He first found his brother Simon and said to him, 'We have found the Messiah' (which

is translated Anointed). He brought Simon to Jesus, who looked at him and said, 'You are Simon son of John. You are to be called Cephas' (which is translated Peter).

The next day Jesus decided to go to Galilee. He found Philip and said to him, 'Follow me.' Now Philip was from Bethsaida, the city of Andrew and Peter. Philip found Nathanael and said to him, 'We have found him about whom Moses in the law and also the prophets wrote, Jesus son of Joseph from Nazareth.' Nathanael said to him, 'Can anything good come out of Nazareth?' Philip said to him, 'Come and see.' When Jesus saw Nathanael coming towards him, he said of him, 'Here is truly an Israelite in whom there is no deceit!' Nathanael asked him, 'Where did you come to know me?' Jesus answered, 'I saw you under the fig tree before Philip called you.' Nathanael replied, 'Rabbi, you are the Son of God! You are the King of Israel!' Jesus answered, 'Do you believe because I told you that I saw you under the fig tree? You will see greater things than these.' And he said to him, 'Very truly, I tell you, you will see heaven opened and the angels of God ascending and descending upon the Son of Man.'

John Baptizes

John 1:35-51

“He said
to them,
‘Come and See.’”

January 5, 2014

The Big Story Truth: Just as Jesus invited his disciples to “come and see” and discover what it meant that he is the Messiah, the Anointed One, so we too are invited to come and see what Jesus means for us!

About This Scripture Passage: We have already heard stories this Sunday School year of “anointing.” Kings, like David, were anointed as a sign of their power and that they were holy and chosen by God. Here, in this passage, we meet Jesus as The Anointed One. This Jesus, though, is no earthly king. The beginning of John’s Gospel describes him as none other than the Word Made Flesh, God incarnate. John, as he is out baptizing in the wilderness, points Jesus out to his friends and followers. His witness convinces two disciples (who aren’t named at this point in the story) to go and to follow Jesus instead. This is the last that John the Baptist is heard of in the gospel.

His witness does the job of pointing to Christ, and with that having been accomplished, his story is finished. For the disciples and those of us reading, though, the story has only just begun. This text invites us too to come and see. With those who follow Jesus throughout the Gospel, we see that Jesus is so much more than just another guy! Jesus is the “I Am.” Jesus is God made flesh. We will see Jesus do great things... very soon!



Making the Connection: Research has demonstrated that children (and adults too for that matter!) learn better by hands-on seeing and doing experience rather than being passive recipients of information. In this story, Jesus is inviting his disciples to come and see who he is and what he is all about. It will be hands on experience. Our kids need to hear this hands on invitation too. They need to know that they are invited, that they are called by name by the God who already knows and loves them to come and hear and see about Jesus. They will meet Jesus through you!

Where in the World Are We?

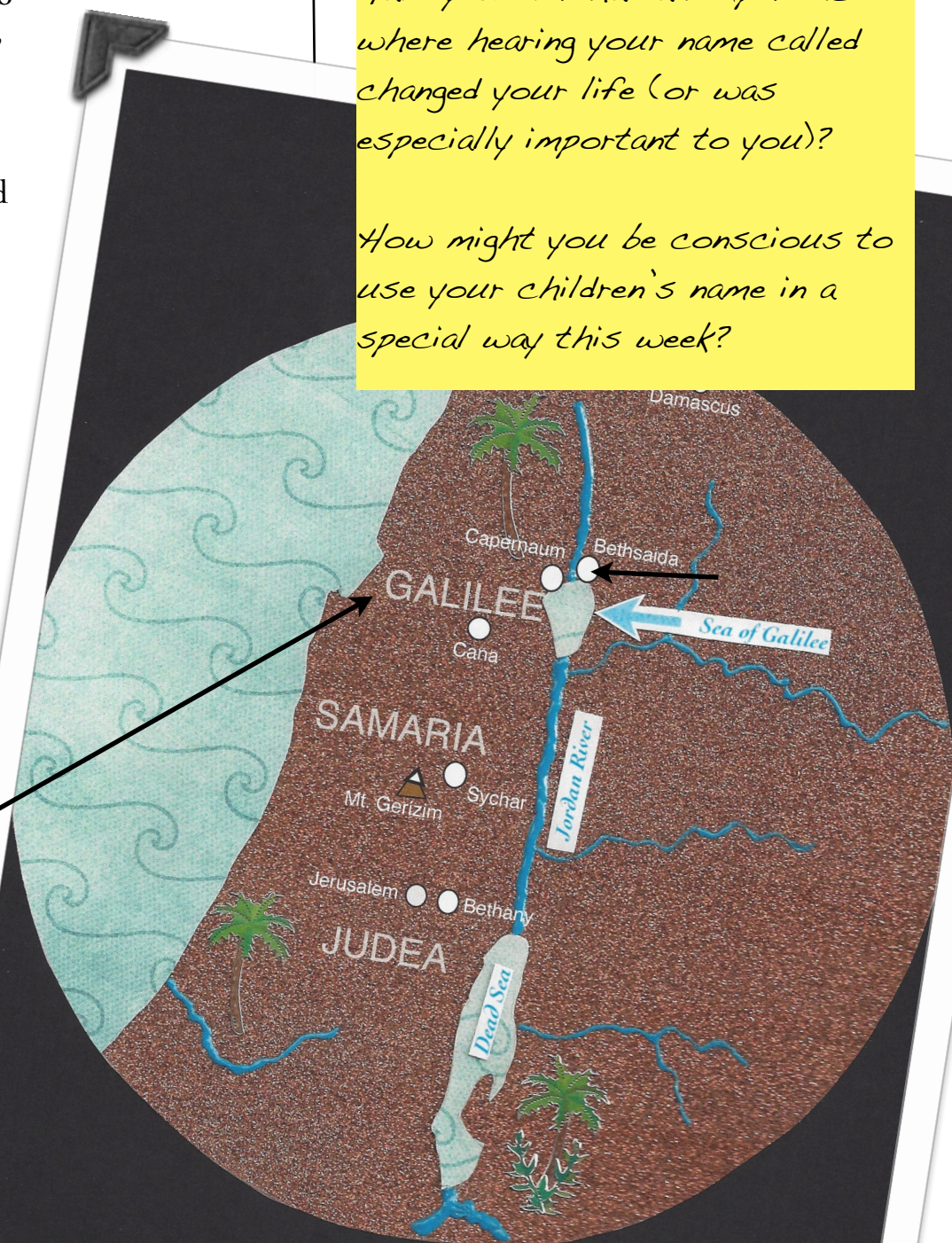
We don't know exactly where John was preaching when he pointed to Jesus, but he baptized along the Jordan River. In this passage Jesus travels to the region of Galilee. Also mentioned is Philip's hometown of Bethsaida.

For Your Reflection:

*How did you first "meet" Jesus?
Who introduced you?*

*Jesus called Nathaniel by name.
Have you ever had an experience
where hearing your name called
changed your life (or was
especially important to you)?*

*How might you be conscious to
use your children's name in a
special way this week?*



Large Group Gathering

As students gather this morning, play (or ask one of your church musicians to join you and play) the refrain of the hymn “Taste and See.” In the Evangelical Lutheran Worship hymnal it is #493. This time, rather than singing the words “*taste* and see” sing the words “*come* and see.” Repeat it several times until everyone can join in and sing together.

Then, divide up and do the Faith 5 in family groups. Remember to invite those whose family members couldn’t make it to join in with you or another group.

NOTE: Next week we will be doing a special lesson for all age groups together that will require the full amount of the Sunday School hour. Let adults know that they are welcome to stay and experience the abundance of fun that will be happening during the whole hour next week. The regular schedule of beginning with Family Faith 5 will resume the following week (January 19th).

After finishing Faith 5 and making your announcement, dismiss any adults who need to leave. Then say: **Today we are going to hear a story about Jesus. It’s a story that took place when Jesus was all grown up, but people didn’t really know about Jesus yet. They didn’t know who he was or what he was about. Jesus invited them to “come and see.” Your teachers are ready for you to come and see about Jesus today so it’s time for you to head to your classes!**

Family Faith 5

January 5, 2014

1. Each person shares their high and low (the best and worst things that happened this week.)
2. Read together this Bible Verse:
“He said to them, ‘Come and See.’”
3. Talk about how the Bible verse relates to your highs and lows.
4. Pray aloud for one another’s highs and lows.
5. Bless one another. Make the sign of the cross on each other’s heads and say these words: _____, Remember you are a child of God!

Preschool & Early Elementary

Materials Needed:

- Milk cartons (1 per student plus teacher)
- Copies of story cards (1 per student plus teacher) cut out and printed on cardstock or mounted on 5" x 7" index cards.
- Crayons
- Snack: figs, candy bars, lettuce
- Paper Cone and oil (from David lesson)

Before the Children Arrive:

Prepare milk carton viewfinders by removing the cap and any labels from each milk jug. Cut a slit on the side of each jug opposite the handle, about two inches up from the bottom of the jug. The slit will need to be wide enough so that the five-inch end of a 5"x7" story card can fit through it. You'll need enough viewfinders for each student in your class plus yourself to have one. Keep one viewfinder and set of story cards handy for storytelling when the kids arrive!

Experiencing the Story

Welcome the children into the room with the invitation: **Come! Come see what I have for you today! Today we are going to see our story!** Show the kids the milk carton viewfinder that you prepared ahead of time. Put the first story card into the viewfinder. Read the card and pass around the viewfinder so that everyone has a chance to see the picture. Continue on telling the story, letting each child have a turn to view each of the story cards as you go.

When you've finished, say: **I have a rhyme to teach you about our story today. It goes like this:**

**Come and See
Come and See
Jesus said, "Come and see!"**

**Follow Me
Follow Me
Jesus said, "Follow me!"**

Let's try it together! Practice the rhyme several times. If kids are able to say it, ask them to do the rhyme during the worship service today. (Be sure to touch base with the pastor ahead of time to let them know the kids are up for teaching the congregation their rhyme!)

Activity Options:

Seeing in Color- Give students their own copy of the story cards. Give them time to color the scenes of the story and then tell the story with their own viewfinder!

Jesus, The Anointed- In this story, Jesus is introduced as the Messiah. Have kids practice saying the word "Messiah." Tell the kids that the word Messiah meant "anointed." Get out one of the paper cones and some oil that you used in the lesson about David. Have the kids remember with you about how David was anointed and that meant that he would be the next king. Tell the kids that calling Jesus Messiah, the anointed, is a clue about who he is. Jesus is the one who will be our king forever! Help kids dip their fingers into the oil and smudge it on Jesus' head in the story cards as a reminder that he is the Messiah, the Anointed!

Snack- Figs!


Jesus said to his new friends "come and see" when they wanted to know more about him. Then his friends found their friends and told them to "come and see" about Jesus. One of the friends' names was Nathanael. Nathanael was sitting under a fig tree when he was called to come and see about Jesus. Figs were a common food that Jesus and his friends would have eaten. Teach your kids about this Bible times food by feasting on figs in your class today! (To go along with your figs, you might make the whole tree with a trunk made from a candy bar or leaves of lettuce.)

Fig Tree




Figs


1. Here are John and his friends by the river.




2. John sees Jesus.



3. John says to everyone, "Look! There's Jesus! He's important!"



4. Look at Jesus. Jesus says, "Come!"



5. Look at Jesus. Jesus says, "Follow me!"



Upper Elementary Middle School & High School

Materials Needed:

- Spark NRSV Bibles
- Cell phones or computers with video taking capabilities and internet access

Before the Students Arrive:

Be sure to let kids and parents know the week before that they should bring their cell phones with them if they have them and are able to. Also, if you don't feel comfortable using social media, this is a great time to ask for help! A young adult in your congregation would love being asked to introduce you to the latest and greatest means they use to communicate!

Experiencing the Story:

Greet students at the door saying: **Come! Come! I'm so glad to see you today! It's good to be with friends! Say, I have a question for you. How did you meet most of your friends? (Maybe at school or on the bus, online). How did you get to know them better after you met them? And how do you keep in touch now? (Talking, hanging out, texting, facebook, etc.). Okay, so for our story today there obviously weren't ways of keeping in touch that involved social media. But there were ways that people networked. People's social network was word of mouth- one friend would tell another about something they heard or saw. Just like we do now, but without computers or cell phone involved.**

Most people actually didn't know much about Jesus until he was an adult. He was about 33 years old before we hear many stories about Jesus. That's when his social network really took off. That's when he started getting followers. Let's read about how it all got started.

Read John 1:35-51. If you are using the Spark NRSV Bible, encourage the kids to read the discussion box that corresponds to John 1:41 and answer those first two questions:

Know it! What is another word for Messiah? (Anointed. Talk with the kids about the other story we heard about anointing, when David was anointed. What did it mean to be “anointed?” Discuss what it might mean to his followers that they were calling Jesus “anointed” “Messiah”.)

Think About It! What do you think people wanted to know about Jesus? (Encourage kids to think about what people then and people now who are just hearing about Jesus for the first time would want to know. If they need conversation starters talk with them about things they want to know when they meet someone in person or even online for the first time. What questions do they ask? Where do they look for more information? Who might they ask?)

Activity: Social Networking Jesus

More and more of our interaction occurs online and through social media.

Encourage kids to take our lesson about Jesus today to their own forms of social media. Ask kids to come up with a way to tell who Jesus is using SnapChat or another social media forum that allows for pictures or short video clips to be easily shared. Or challenge kids to fit a great introduction to Jesus into a single tweet. Or talk about what they would put on a facebook page for Jesus.

Compose a list of friends and family who you can send your SnapChats and tweets to! (Be sure to include your pastor!) Then do it! What questions or comments do you get back?